

## Check out the Internet at the Pickering Public Library

You may now borrow a portable Internet device from the Pickering Public Library! Our new wireless hotspot lending program allows you to bring the Internet anywhere you go.

With the goal of bridging gaps in access to technology, this service is ideal for those who are unable to access the Internet at home. The program is open to all Pickering residents with a library card who are 18 or older.

Access to the Internet through the Library's hotspots is unlimited, and they can be used in all of Ontario. No personal data is stored, and Internet activity is not monitored.

As it is a pilot program we are asking all our users to fill out a post-loan survey, available here: [Hotspot Survey](#).



## PPL Connect Wireless Hotspot Terms of Use

**Lending Period:** Wireless hotspots may be borrowed for up to 2 weeks.

**Eligibility:** Pickering Public Library card holders who are 18 years or older.

**Overdue hotspots:** The overdue fee is \$1/day. Internet service will be suspended the day after the hotspot is due to be returned.

**Service coverage:** Access to the Internet is available in Ontario wherever there is Rogers cell phone coverage. Neither international nor out-of-province service is available.

**Content and usage:** By using the PPL Connect Wireless Hotspot users agree to abide by the Pickering Public Library's [Public Internet Use Policy](#).

**Privacy:** Pickering Public Library does not monitor or store any data related to users' Internet activity.

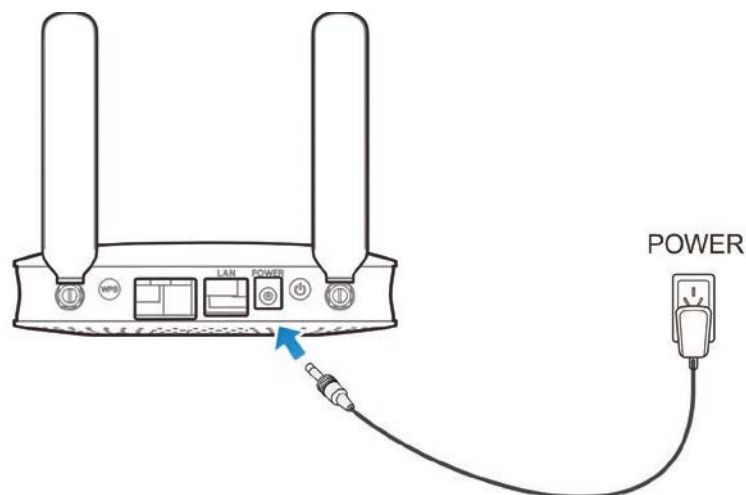
**Loss or damages:** The hotspot must be returned in person at the Pickering Central Library's checkout desk. Although a quick visual inspection of the device is performed upon its return, staff will complete a more thorough inspection of the hotspot within 48 hours. The hotspot will remain on the user's account until this inspection occurs, but no late fees will be generated during this time. Users are responsible for any loss or damages that happen during their lending period. The fee for repairs or replacement is up to \$200.


**Survey:** During the pilot phase of the Wireless Hotspot project, users agree to fill out a post-loan anonymous survey upon returning the device. A paper copy is provided with the hotspot, and optionally the online version may be filled which is available here: <http://picnet.org/hotspotsurvey>

## How to use the PPL Connect Wireless Hotspot

You will need:

- A power outlet located near a window
  - A network-ready device: smartphone, tablet, computer, etc.
  - A network cable if your computer has no wireless capabilities. You may borrow one from the Library if required.
1. Using the provided power supply, plug the hotspot into a power outlet. It is best to place it near a window to get a good connection to the cellular network.



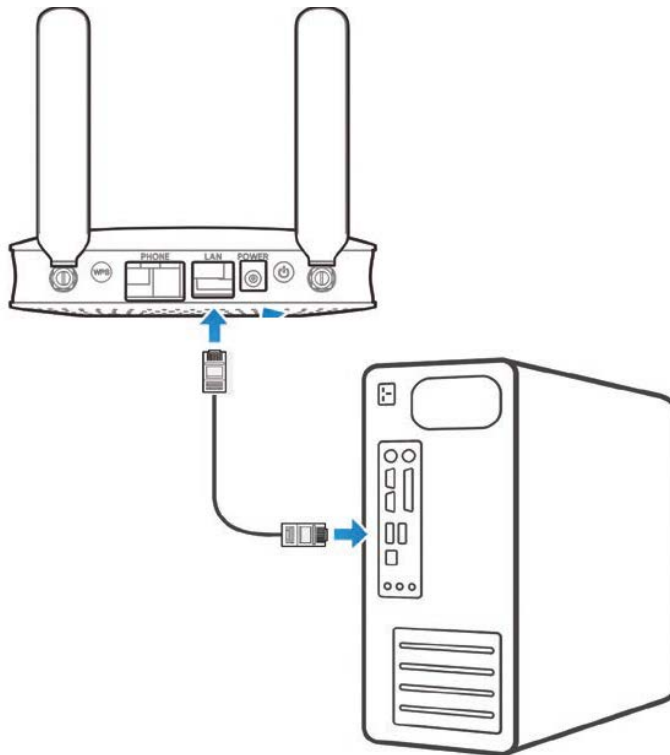
2. Press and hold the power button on the back of the hotspot for a few seconds, marked with the symbol . The lights will flash as the device begins to power up. After a few minutes the Wi-Fi and Data lights will turn on (highlighted in blue in the diagram below):



3. If you are using a wireless device, select the PPL Connect network. The network (SSID) and **password** are on a label on top of the hotspot.



4. If you are on a computer without wireless capabilities, plug one end of the network cable into your computer and the other end into the slot marked "LAN" on the back of the hotspot:



5. **Support line: 905-831-6265 ext. 6257.** Technical support is available during [Central Library branch hours](#).